



Welcome To SOS

Class 25F

SOS Reporting Guide

See our website for more details:

<https://www.airuniversity.af.edu/SOS/Student-Experience/>





FAQs



For additional FAQs, please see page 4 of the Welcome Letter or head over to our webpage: <https://www.airuniversity.af.edu/SOS/Student-Experience/>

For additional information, feel free to contact SOS student services

- Email: sos.od.studentservices@us.af.mil
- DSN: 312-493-3231
- COMM: (334) 953-3231



Important Dates



- **Withdrawal notification: 3 July OR LATER**
- **Class Roster Lock: 10 July**
- **ETP Requests Due: 10 July, 1200 CST**
- **Flt/CC Contact: NET 25 July, 1630 CST**
- **Class Start: Thursday, 31 July 2025**
- **Class Graduation: 5 Sep**



WITHDRAWALS



- If at any point you believe you are unable to attend for whatever reason (medical, personal, work, plan to separate, etc.) please reach out to your Training Manager to request an immediate withdrawal.
- If the reason is substantiated, your Training Manager will either remove you on the spot (if they have the necessary permissions) or coordinate removal through the base Training Manager or the organization's respective Training Requester Quota Identifier (TRQI).
- **IF YOU ARE ATTEMPTING TO WITHDRAW ON 3 July OR LATER**
 - You must include SOS.OD.StudentServices@us.af.mil in your withdrawal traffic.
 - Ideally, the withdrawal would occur before the 10 July 1200 CST roster lock, as withdrawals after roster lock are assessed, tracked, and briefed to SOS leadership.



Eligibility Requirements

Read below and ensure eligibility!

Ineligible students will be sent home at parent unit's expense.

- Unit Commanders must ensure their member is physically fit enough to attend and complete SOS.
 - **USAF** (AD, ANG & AFRC) students must have a current and passing Physical Fitness Assessment with no exemptions through the graduation date. **You cannot take a PT test at SOS.**
 - **Civilian** students are required to complete and pass all physical components with no exemptions of the USAF Physical Fitness Assessment, as outlined in DAFMAN 36-2905. Civilian Development will determine the timeframe for when PFA scores are due to their office.
- **ALL** (USAF, Civilian, & Int'l Officer) students are expected complete a weekly 5K run, a 10K at the end of the course, and other strenuous activities including climbing, lifting, and hoisting one's body weight, in the central Alabama weather conditions.
- **USAF & Civilians MUST** come with a printed copy of their most recent PFA scores on Day 1 of class, reflecting no exemptions, currency, and overall passing score.
- PT Tests **MUST** stay current through graduation day.

****FAILURE TO MEET ANY OF THE PHYSICAL REQUIREMENTS LISTED ABOVE REQUIRES AN EXEMPTION TO POLICY TO BE SUBMITTED****



Eligibility Requirements



- Failure to meet any of the physical requirements requires an Exception to Policy (ETP) to be submitted
- If you have a duty limiting profile (i.e., can't run, lift, jump, etc.) that extends into the course, you will need to submit an ETP
- If you have a pregnancy or post-partum waiver, you will need to email your AF 469 to SOS Student Services at sos.od.studentservices@us.af.mil
- **If your profile restricts TDYs, then we will also need either an MFR from your PCM or an AF Form 422 allowing you to attend SOS.**
- ETP guidance can be found on our SOS Page under the **Eligibility Requirements** tab:
 - <https://www.airuniversity.af.edu/SOS/Student-Experience/>
 - The checklist is a .pdf image under the **ELIGIBILITY REQUIREMENTS ANNOUNCEMENT**
 - Review the chart to determine waiver requirements
- **25F ETP packages must be submitted NLT 10 July 1200 CST**
 - Submit ETPs to SOS.OD.StudentServices@us.af.mil
- Depending on the profile date and class notification timeline, ETPs submitted after the deadline **may automatically be denied**
 - NOTE: ETP requests that limit a student's ability to fully participate in SOS physical activities are **typically denied** if the student has additional opportunities to attend SOS after the issue is resolved
 - **Students are expected to participate in all physical activities throughout the course**
 - Direct all ETP questions to SOS Student Services at DSN 312-493-3231 or email at sos.od.studentservices@us.af.mil



Eligibility Requirements



ISSUE	EXCEPTION TO POLICY WAIVER REQUIRED?
Current PT test has exemptions	Yes, unless the exemptions are due to pregnancy or 12-month post-partum deferment period.
Expired PT test due to deployment	Yes, if attending SOS within 42 days after returning from a deployment over 90 days must submit an ETP.
Medical Profile for physical activity	Yes. If your profile also restricts TDYs, then we will also need either an MFR from your PCM or an AF Form 422 allowing you to attend SOS.
Medical Profile for pregnancy	No. However, SOS will need notification along with your AF Form 469. If your profile restricts TDYs, then we will also need either an MFR from your PCM or an AF Form 422 allowing you to attend SOS. Please email sos.od.studentservices@us.af.mil <ul style="list-style-type: none">- Regular OB/GYN care or appointments are not available through Maxwell clinic.- Discuss with your doctors about attending the course without OB care.- After Day 1, plan a time to speak with training health at the clinic to discuss SOS event participation.- Some events pose a higher risk due to pregnancy.
Medical Profile for post-partum	No. However, SOS will need notification along with your AF Form 469. If your profile restricts TDYs, then we will also need either an MFR from your PCM or an AF Form 422 allowing you to attend SOS. Please email sos.od.studentservices@us.af.mil
Medical Profile with mobility restrictions	No, not required if your profile is only for mobility restrictions and you are able to and not restricted from running, doing push-ups, doing sit-ups, or other physical activities. However, if your profile restricts TDYs, then we will also need either an MFR from your PCM or an AF Form 422 allowing you to attend SOS.
Total Active Federal Service Commissioned Date	No. <ul style="list-style-type: none">▪ You are NOT required to submit a TAFCSO waiver to SOS before attending the course.▪ All TAFCSO waivers should be routed through your MAJCOM/A1 office. -- Note: Some MAJCOMS have delegated the approval authority for TAFCSO waivers to individual Wing Commanders. Consult your MAJCOM A1.▪ SOS does not need to see your TAFCSO waiver.
Other Issues	If in doubt, email sos.od.studentservices@us.af.mil <ul style="list-style-type: none">- Describe your situation and attach available documentation; AF-469, AFMS Fitness Report



Eligibility Requirements

TOTAL ACTIVE FEDERAL COMMISSIONED SERVICE DATE (TAFCSO) WAIVER

- Per the DAFI36-2686, para 3.2.1. **Eligibility Criteria:**
- 3.2.1.1. All officers in the grade of Captain are required to attend resident Squadron Officer School. Captains (must be pinned on Captain to attend) must have at least 4 but no more than 7 years total active federal commissioned service at class start. **Note:** ANG, AFR, Line of the Air Force – Judge Advocate General (LAF-J), Chaplain Corps, Medical Services Corps, Biomedical Science Corps, Nurse Corps as well as Medical Corps and Dental Corps Captains are excluded from the 4-year minimum.
- 3.2.1.2. The waiver authority for officers attending Squadron Officer School in residence beyond 7 years total active federal commissioned service is the MAJCOM/A1 or FLDCOM/S1, who may delegate to the wing or delta commander or equivalent.
- All TAFCSO waivers should be routed through your MAJCOM/A1 office.
 - Note: Some MAJCOMS have delegated the approval authority for TAFCSO waivers to individual Wing Commanders. Consult your MAJCOM/A1.
- SOS is not involved with the TAFCSO waiver process and does not need notification of nor see your TAFCSO waiver
- SOS does not have a template or know what the process would be as the TAFCSO waiver is owned by the member's MAJCOM/A1 or FLDCOM/S1 and each one is likely different. You must ask the waiver authority if they have delegated down to the Wing/CC level (or equivalent).



INTEL 200



- **All Active Duty 14Ns are automatically enrolled in INTEL 200 (formerly ISR 200)**
 - Guard and Reserve 14Ns are not automatically enrolled; if you desire a seat, please work with your UTM to request a seat from NGB/A2 or AFRC/A1K
 - INTEL 200 will take place the week before SOS
- **You will be sent reporting instructions NLT 3 weeks out from the INTEL 200 start date**
 - All e-mails will be sent to students' USAF NIPR E-mail
 - If this is not the email used, please e-mail org box below
- **INTEL 200 has a different LOA from the SOS LOA**
 - Each student will have access to the LeMay Center Intelligence cross-org fund cite in DTS for the additional days of lodging and partial per diem
 - All other costs (travel, SOS lodging/per diem, rental cars) should be allocated to the SOS or unit fund cites
 - INTEL 200 does not fund man-days. If you are in PCS status, please let POC know and POC will draft a memo to have the LOA added to your PCS orders. GUARD: All funding is handled through NGB
- **INTEL 200 POC:**
 - LEMAYCENTER.IN.ISR200@us.af.mil
 - 334-953-8150



Finance & Travel Info



- **SOS does NOT handle DTS fund cites, per diem, or orders**
 - Questions should be directed to your unit DTS POC, ODTA/FDTA
 - If you are coming TDY, then you will create your orders on DTS
 - If you are coming TDY-en-Route, your MPF will have SOS listed on your PCS orders
- **SOS does not have a role in the RIP and LOA process**
 - Typical Processing:
 - Your FSS/Formal Training receives your RIP and sends it you for review and signature.
 - If you do not receive a RIP, please reach out to your Formal Training.
 - If your FSS/Formal Training cannot find your RIP, have them reach out to your MAJCOM/A1 TRQIs to verify your TLN.
 - After your RIP is signed, send it back to your FSS/Formal Training for processing. They need to add your information into the AETC TDY-To-School (TTS) system to generate the fund cite and cross org you.
 - After your RIP has processed by your Formal Training section, AETC TDY-To-School (TTS) will send an email with the LOA.



Finance & Travel Info



- **If you didn't receive the TDY-to-School email or cross org LOA**
 - All TDY-to-School (TTS) requests must be submitted through the TTS website or Student Travel Portal (STP). TTS will no longer answer any requests sent outside of these systems.
 - Requests will be answered within three business days. Please allow the three business days to expire before following up.
 - To enhance and increase service to our customers, AETC/FM has developed the STP to assist customers with questions pertaining to their travel. The STP will allow customers utilizing TTS funds for training to submit their questions and receive online support from the AETC/FM TTS team. The system will track and provide the customer with automated updates on inquiries from submission to resolution.
 - ***Note: only FSS (Training Managers) should submit requests to the TDY-to-School website**
 - TTS website (<https://tdyotoschool.us.af.mil/login>): All requests for TTS funded courses must be submitted through the TTS website. For example, request for quotas, validating training line number (TLN), and cross-org/line of accounting
 - STP (<https://usaf.dps.mil/teams/AETCFM/aetcfmstp>): All other inquiries must be submitted through the STP
 - **If this is your first time accessing the STP, you will be prompted to create a profile**



Finance & Travel Info



- **SOS does NOT provide transportation from the airport**
- **Government Charge Card (GTCC)**
 - IAW the Travel and Transportation Reform Act of 1998, it is **mandatory** to use the GTCC for all government travel.
 - Before you leave for SOS, verify your GTCC is not expired and ready to accept charges
 - GTCC limit must be high enough to cover transportation, lodging, and meals
- **CONUS students:** you are authorized one (1) travel day on either end
 - CONUS Ex: If the course is 18 Sept – 20 Oct, then 17 Sept is the travel day, the 18th is the 1st day of class, the 20th is graduation day, and the 21st is the travel day
- **OCONUS students:** you are authorized two (2) travel days on either end
 - OCONUS Ex: If the course is 18 Sept – 20 Oct, then 16-17 Sept are the travel days, the 18th is the 1st day of class, the 20th is graduation day, and the 21-22 Oct are the travel days
- **Graduation Planning:** Under **NO** circumstances will graduating SOS students make return air travel arrangements out of Montgomery on flights that depart **before 1400 hours (2:00 PM)** on their Graduation Date. **Early departures** that require students to miss graduation must be requested from the student's home station Wing Commander.

Base facilities & amenities:

See 42nd Force Support Squadron website:

<http://www.lifeatthemax.us/>

If you have lodging questions...

Call Maxwell Lodging:

334-953-3931 (Comm)

312-493-3931 (DSN)



DTS - Lodging



- **If you are staying on-base, do not book lodging through DTS!**
 - SOS books on-base lodging for all students with the Maxwell University Inn
- **Ignore any Non-Availability (Non-A) Letters generated through DTS or any system-generated email**
 - DTS identifies no available rooms at the Maxwell University Inn since SOS has reserved rooms in advance
 - You **DO** have a room on-base
- **Non-A letters NOT** received through or in-coordination with SOS will not be honored
- Children and pets, apart from fish, are not authorized for the Maxwell University Inn. Students who elect to travel with accompanying children and/or pets must lodge off-base and notify SOS Student Services

- Maxwell AFB is an Integrated Lodging Program (ILP) site. Service members and civilian employees on a TDY must use ILP lodging in the following priority order:
 - (1) Government quarters, (2) privatized lodging, (3) DOD preferred commercial lodging
- **Students who elect not to use the ILP** will **NOT** receive a letter of non-availability and lodging cost reimbursement will be limited to the current ILP rate of \$99
- **Students who elect not to lodge on base** must notify SOS via email at sos.od.studentservices@us.af.mil NLT 21 days prior to class start
- Local students are **NOT** authorized to utilize on-base lodging and are **NOT** authorized per diem



DTS – On-base Lodging



- With exception to the students staying off-base, SOS will book on-base lodging for all students
- Single rooms are **automatically** reserved for students
 - Shared buildings and floors with flight (usually)
 - Room keys are assigned at Lodging Bldg. #682 (across from the flight line)
 - All rooms have refrigerators & microwaves, some have kitchenettes
 - If you require a kitchenette, contact [SOS Student Services](#) asap as Lodging has limited availability
- Maxwell Lodging will not have your names or your room assignments ready until about a week out from class start
- **Children and pets, apart from fish, are NOT allowed in SOS lodging rooms (see next slide)**
- Join Spouses attending the same class, please contact sos.od.studentservices@us.af.mil
- If you live in the Maxwell local area but aren't stationed at Maxwell or Gunter, please contact sos.od.studentservices@us.af.mil



DTS – On-base Lodging



Requesting a Kitchenette Room but not Mil-Mil or bringing a spouse?

- Email [SOS Student Services](#) ASAP to be put on the kitchenette list
- Provide a reason as to why you need a kitchenette.
 - Common reasons include:
 - Breast feeding/pumping
 - Medical dietary requirements (food allergies, diseases, PCM-enforced diet, etc.)
 - Medical equipment purposes
- Wanting a kitchenette does not suffice as a **need**. **Do not send a request for wanting a kitchenette without a specific reason. Preferring a kitchenette room is not reason.**
- Billeting will attempt to put you in a room with a kitchenette, but it's not guaranteed



DTS – Off-base Lodging



If you are coming to SOS with a spouse, child, and/or pet

- **Make your plans known before 10 July 1200 CST**
- SOS is an unaccompanied TDY, but we allow your family to join you
- **If your “accompanied” status changes post notification, re-engage with SOS Student Services ASAP as this impacts your flight placement**
- If you're **bringing children and/or pets**, you will have to stay off-base
 - Specify which family members and/or what type of pet(s) you are bringing
 - ****Fish are allowed in on-base lodging****
 - **You will only be reimbursed for the on-base billeting ILP rate (\$99 a night)**
 - Anything above this amount will be an out-of-pocket expense
 - You will be responsible for booking your off-base lodging and finding/securing childcare and/or pet boarding
- If you're **only bringing a dependent spouse**, you will be staying on-base with the other students
 - Billeting will attempt to put you in a room with a kitchenette, but it's not guaranteed
- If you're **attending SOS with your spouse** (i.e., join spouse/mil-to-mil attendance), you will be staying on-base with the other students
 - Billeting will attempt to put you in a room with a kitchenette, but it's not guaranteed
- **NOTE:** Members bringing dependents will be placed in the accompanied SQ



DTS



- Fund site & Travel Orders
 - POC for these issues are your UTM & MAJCOM/A1
 - You won't be cross-org'd until you return your signed training RIP
 - LOA comes from AETC TDY-to-School
- SOS does **NOT** provide rental cars and cannot mandate rental cars
 - Due to limited food options on base after 1500L and frequent inclement weather, rental cars are encouraged for incoming students
 - If a rental car is desired, it will be at parent unit's or your personal expense



Taxi/Shuttle Services Authorized on Base



- On Time Taxi (334-505-1189)
- Paul's Taxi (334-300-0540)
- Kings Airport Shuttle (334-324-1794)
- Lane's Taxi (334-324-1597)



****We are not advocating nor endorsing any of these Taxi services****

**Note: Not all UBER/LYFT drivers have base access.
If this is the case, you will be dropped off at the gate and walk to lodging**



Uber Services on Base



Maxwell Air Force Base reached an agreement with the ride-share service, Uber, to operate on base at Maxwell Air Force Base and at Gunter Annex. Anyone with access to either installation now has the option to use the ride-hailing app to request a ride, and drivers who have already passed rigorous security vetting for base access will be able to answer the call.

Frequently Asked Questions:

Q: Who is eligible to use Uber ride-sharing services at Maxwell Air Force Base?

A: Anyone who is authorized to be on base at Maxwell and Gunter is eligible to use Uber ride-sharing services at Maxwell Air Force Base.

Q: How do Uber drivers get authorized to access the base?

A: Uber drivers must be pre-vetted at the Visitor Control Center operated by the 42nd Security Forces Squadron and issued a Defense Biometric Identification System (DBIDS) credential to access the base for the sole purpose of picking up or dropping off members who are authorized to be on Maxwell and Gunter.

Q: What is the process for selecting an Uber driver authorized to access the base?

A: Once a DOD member requests transportation to or from the installation, only DBIDS-credentialed Uber drivers will receive the call for service based on Uber's geo-tracking capabilities.

Q: Can I use the Trusted Traveler Program to access the base with an Uber driver?

A: No, the Trusted Traveler Program is not authorized for use with the Uber ride-share program.

Q: What are the requirements for passengers in an Uber vehicle to access the base?

A: All passengers in the vehicle must be in possession of a valid DOD credential to access the installation.

Q: Will the number of authorized Uber drivers increase over time?

A: The future expansion of this service will depend in large part on the amount of usage the program receives.

Q: Are there any limitations to using Uber ride-sharing services at Maxwell Air Force Base?

A: Yes, the number of Uber drivers with DBIDS access credentials may be limited in the early stages of program implementation, but this is expected to grow over time. However, the growth of the program will depend on how many personnel take advantage of it.

Q: I'm a dependent can I use the service to access the base?

A: Yes, dependents can use Uber for rides to and from the base. All personnel who are authorized to be on base can solicit rides using the Uber app.

Q: Are there any other taxi companies in Montgomery with base access?

A: Yes, we have 4 different taxi companies that have base access: Checker Deluxe Cab, King's Airport Shuttle, On Time Taxi, and Triple A Taxi.



DTS



A Proportional Meal rate is directed. Please follow the instructions below.

On DTS, under Per Diem, **Click** the three dots next to M&IE Allowed

LODGING COST	LODGING ALLOWED	M&IE ALLOWED
\$110.00	\$110.00	\$51.00
\$110.00	\$110.00	\$68.00
\$0.00	\$0.00	\$51.00

****The Per Diem MFR by the SOS Commandant directs the proportional meal rate**

Select Meals available at TDY location

****You can choose any two meal combinations.**
The selected Breakfast and Dinner option is one such example

Meals [Hide Options](#)

Specify whether any meals are available at your TDY location.

☐ Receive Full Meal Rate

☒ Meals Available at TDY Location

☐ Government Meals Provided at TDY Location

☐ Occasional Meals Required

☐ Special Meal Rate

Select Available Meals

☒ Breakfast

☐ Lunch

☒ Dinner

****NOTE**** All students will have the ability to still eat all three meals at the River Front Inn (DFAC), if desired.





Dress & Appearance – Military



- **DAFI 36-2903: Dress & Appearance of DAF Personnel** for guidance on uniform wear
- **Daily uniform wear will be OCPs/FDUs – to include Day 1**
- **Home station rules don't apply while TDY**
 - We understand there are unique operational requirements & waivers for uniform items
 - DO NOT wear morale patches/gear unless approved
 - DAFI 36-2903 is the ultimate authority on Maxwell
 - Questions? See your Flight Commander on Day 1
- **You will need to have the following Uniform Items:**
 - OCPs
 - FDUs (optional for authorized personnel) – *nametags must have first & last name*
 - PTUs (any variant)
 - Additionally, it is also recommended to bring civilian athletic gear for personal PT
 - **Service Dress/Blues are NOT required**
- **Morale Wear days:**
 - Khakis or Jeans (no holes/rips)
 - Closed-toe shoes
 - Shorts & Athletic wear are not authorized to be worn with Morale Shirts



Dress & Appearance – DoD Civilians

- Applies **ONLY** during officially scheduled activities



- **Business Professional and Casual attire is required**
 - **NO** jeans or T-shirts (during duty day)
- **Athletic gear is required**
 - Bring conservative athletic gear
 - **Solid colors DARK/NAVY BLUE or BLACK** athletic shorts/pants — Small logos OK
 - Athletic tights are authorized but cannot be worn without shorts/pants
 - No sleeveless shirts or tank tops
- Additionally, it is recommended to pack additional clothes for personal wear for after duty hours
- **If you have old OCPs, you can bring them for Project X**

Civilian attire equivalent to AF uniform



Operational Camouflage
Pattern Uniform (OCP)



Fitness Uniform (PTUs)



Recommended Additional Items



- **Old OCPs/2-piece FDUs & Boots/Shoes (for Project X)**

- MUST be in *reasonably* good service
- Black or desert boots are authorized
- A pair of working gloves for obstacles



- **GOOD pair of running shoes**

- Expect multiple running events, sporting events & personal PT time, culminating in an approximately 5.6-mile event
- Students will run on paved surfaces and gravel roads
- Recommend two pairs of running shoes



- **Pair of rubber/plastic cleats for Field Leadership Exercise**

- **Weather-appropriate attire as needed**



- **Medical Personnel** – If you need to access the MEDCOI network while you are here, you will need to bring your own MEDCOI laptop. You still need to bring a personal or gov laptop that can connect to WIFI.

- ****Medical DHA-issued laptops do not work with the AU WIFI****



FLIGHT COMMANDER CONTACT



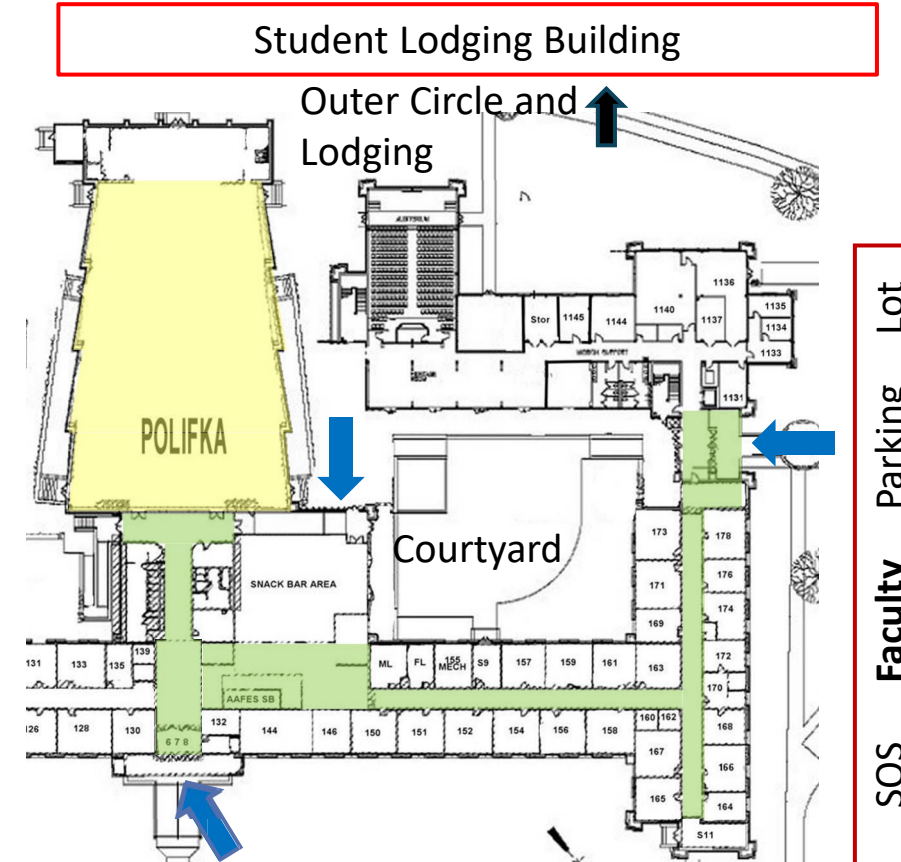
- While expected, but not required, your SOS Flight Commander should send an initial email to you
- If your Flight Commander decides to send an email, they will contact you **NET 1630 CST on 25 July**
- Please check your @us.af.mil email as this is likely the only contact information your Flight Commander has for you
 - If you provided SOS Student Services a secondary email, your Flight Commander will send to both contacts
- If you do not receive an initial contact from your instructor **and** have any issues, contact SOS Student Services at sos.od.studentservices@us.af.mil - DSN 493-3231 - COMM (334) 953-3231
 - *Not receiving an email from your instructor is not an issue*



Education Day (ED) 1



- **Where:** Bldg 1403 – Polifka Auditorium
- **When:** 0800 CST
- **Attire:**
 - Military – OCP/FDU
 - Civilians – Business casual
- **Bring:**
 - **Laptop (gov or personal) that connects to WIFI, has microphone and webcam access, and is CAC-enabled or have external CAC reader**
****Medical DHA-issued laptops do not work on Air University WIFI****
 - **USAF & Civilians: Current PFA History**
****Failure to provide current & passing PFA scoresheets will result in being sent home on your unit's expense****
 - **AFRC: Copy of orders**
- **Missed/delayed flights or other travel problems contact**
 - Your assigned Flight Commander
 - Duty hours – Student Services (334) 953-3231





BUILDING 1403

FIRST FLOOR

Legend



Main Entry



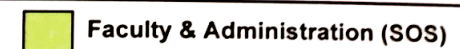
Elevator



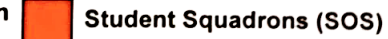
Common Area



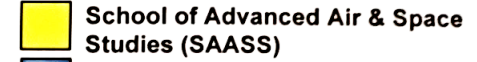
Restrooms



Faculty & Administration (SOS)



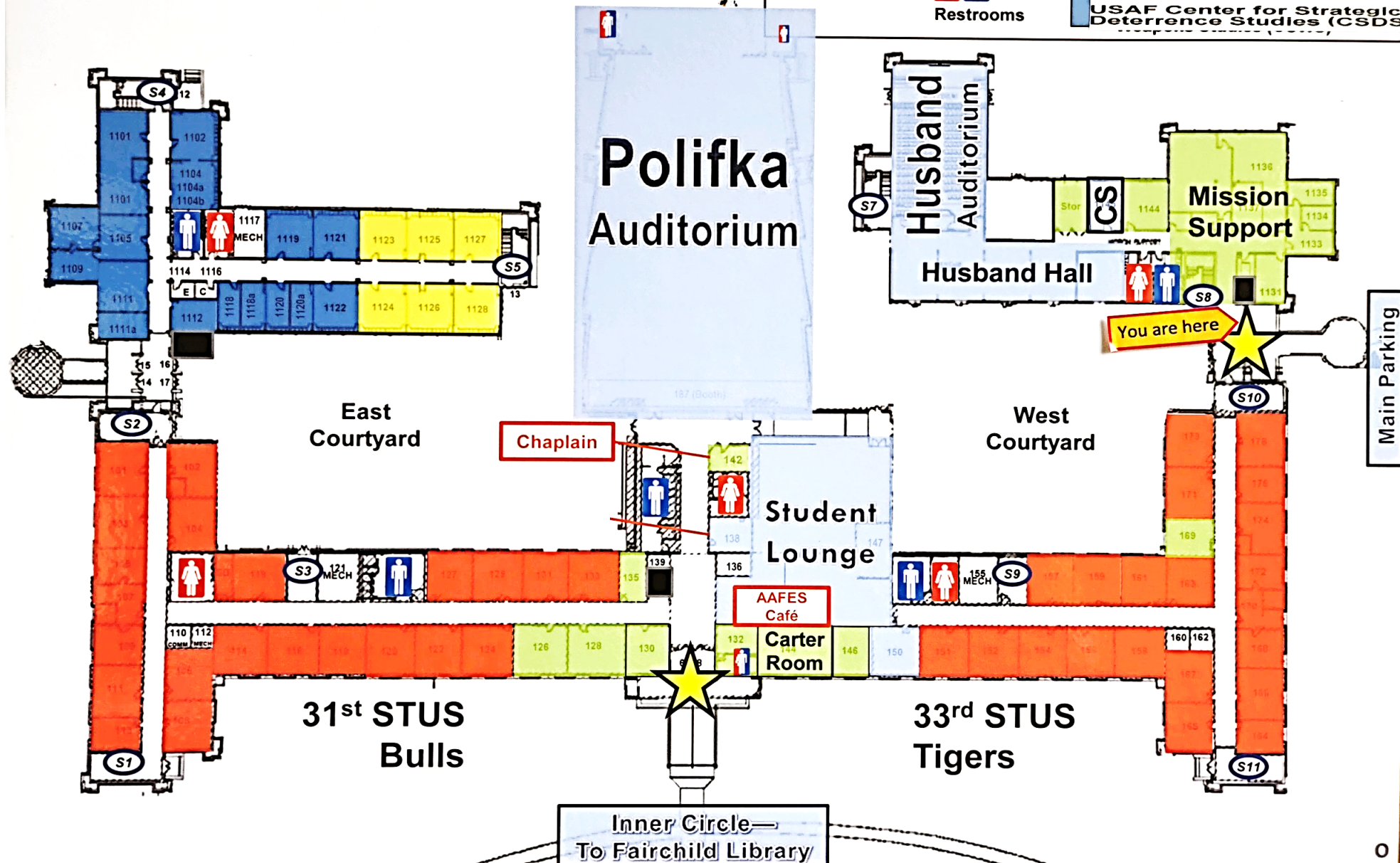
Student Squadrons (SOS)



School of Advanced Air & Space Studies (SAASS)



USAF Center for Strategic Deterrence Studies (CSDS)





BUILDING 1403

SECOND FLOOR

Legend

Main Entry

Elevator

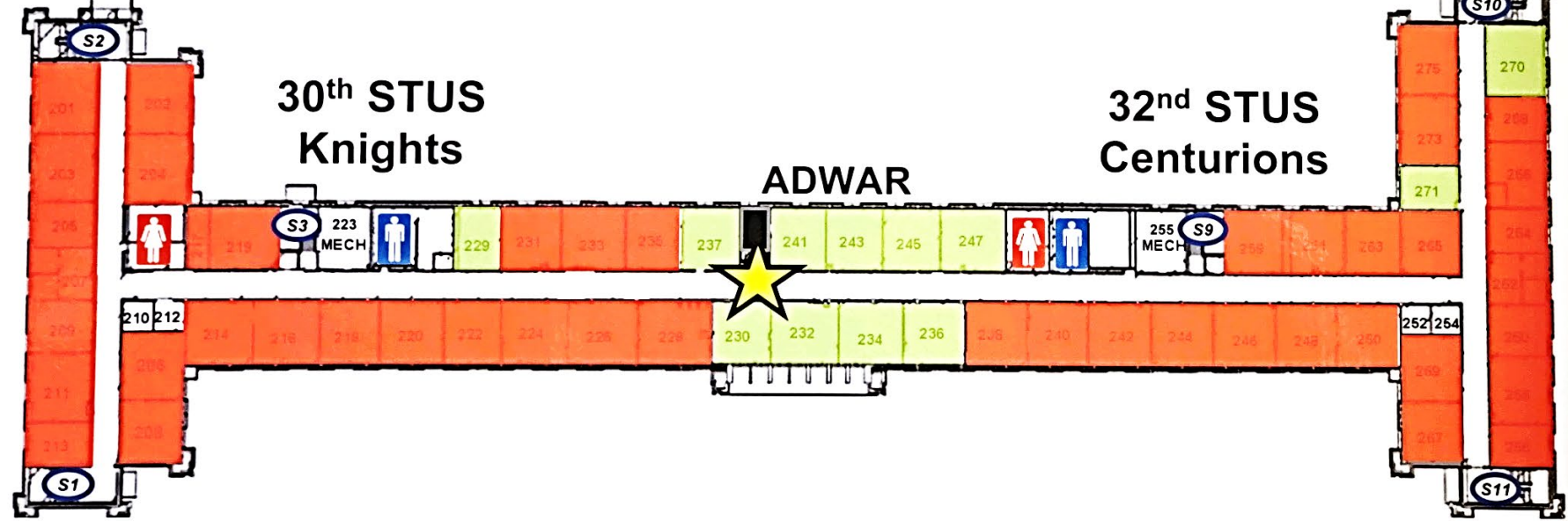
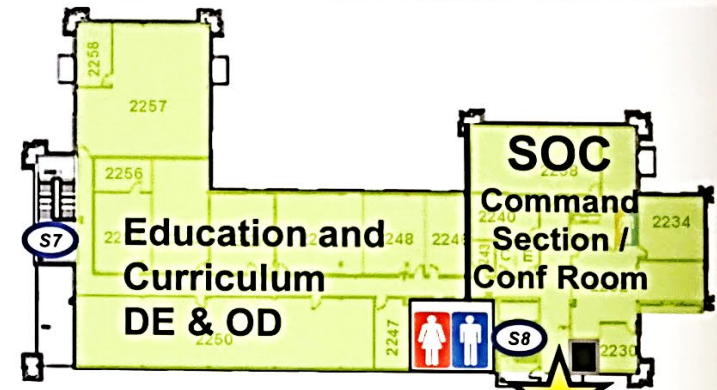
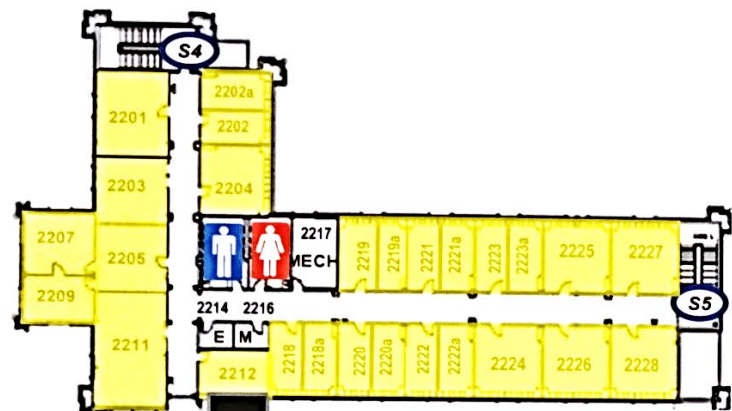
Common Area

Restrooms

Faculty & Administration (SOS)

Student Squadrons (SOS)

School of Advanced Air & Space Studies (SAASS)





Training Reports (AF Form 475)



- **Training Report/475 purpose:** Used to document performance while at SOS.
- **Who receives one?** All graduating students & students disenrolled with prejudice.
- **Timeline:** Per AFI 36-2406 para 6.4.1.2., SOS has 60 days to execute their portion of the 475 processing.
- **Valid reason for requesting an expedited report:** Records are due to a convening board within 90 days after graduation
- The following **are not** reasons for an Expedited Report:
 - Upcoming OPR
 - Per AFI 36-2406 para 3.16.4.6., Developmental Education (DE) accomplishments are annotated on the 475; not OPBs (don't double tap)
 - NOTE: both 475s and OPBs are made available to promotion board members
 - Upcoming Award Package
 - When applicable, students are made aware of their significant achievements prior to leaving SOS
- Processing:
 - Active Duty: SOS > AFPC > ARMS Office > Uploads 475s to Automated Records Management System which pushes to PRDA
 - Guard/Reserves: SOS > Uploads to MyPers
 - Civilian: SOS > Civilian Developmental Education PM > Uploads to Employee Official Personnel Folder
 - IOs: SOS > IOS > Uploads to Student's SanWeb Profile > copies can be obtained by contacting the SCO (office that enrolled mbr into SOS)
- Important FYI Note: All 475s (with exception to IOs and Civilians) **will reflect 92S0** as the student's duty AFSC

****NOTE: Transcripts requests** are handled through the [AU Service Desk](#) website, not SOS.**

US Students: email sos.od.studentservices@us.af.mil if your training report still hasn't been uploaded 100 Calendar days after graduation.



OKTA (Canvas) and Microsoft TEAMS



Attached in this Reporting Guide are the OKTA and TEAMS sign-in instructions.

OKTA

- OKTA is required in order to use the SOS curriculum located on CANVAS. You will use your CAC to log into OKTA (which is the preferred and easiest method), but there are other set-up options as well.
- You can accomplish the steps to set up your account now, but until student accounts are loaded into the SOS course, **YOU WILL NOT BE ABLE TO LOG IN**. Most likely, the student accounts will be loaded into the course during the Friday or weekend before Day 1. You may attempt to log in during that time.
- When you have been added to the Canvas course, you will receive an email. You have **7 DAYS** to click the link to log in before your access will be rescinded. **Log in ASAP!**

Microsoft TEAMS

- We prep your information to send to AU/A6 **after the class roster locks**.
- When AU/A6 returns your generated usernames and passwords, you will then receive an email for your Microsoft TEAMS account with your **.edu** username and with your password. Until you receive this email, **YOU WILL NOT BE ABLE TO LOG IN**.

NOTE 1: It is easier to download the TEAMS app (New version) and set up your account rather than through the Office browser.

NOTE 2: **DO NOT** set up the account to verify with the Microsoft Authenticator App. It does not work with our .edu TEAMS and Wi-Fi. **Choose your personal phone that you will be bringing with you as the authentication method!**

There will be in-person help available during Week 1 of class to help resolve any OKTA or Microsoft Teams account issues.



Setting up OKTA





OKTA Access

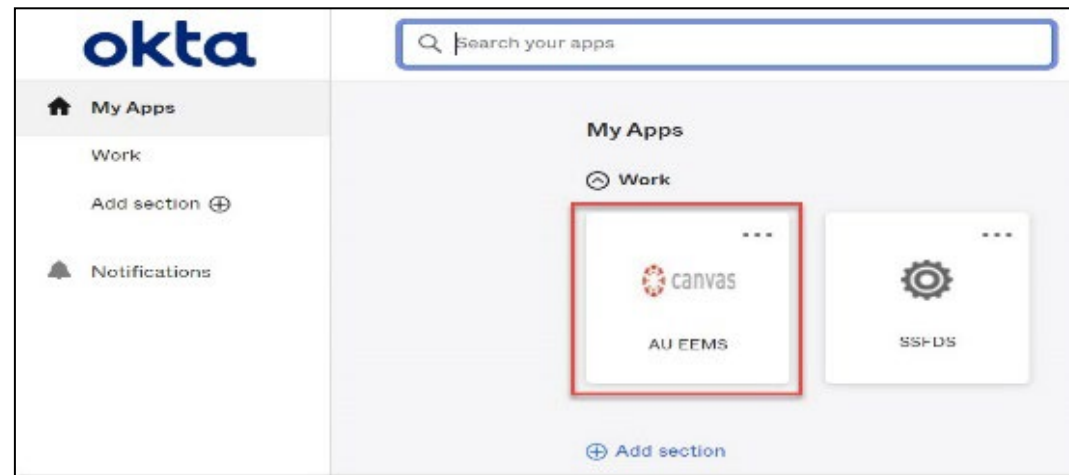


- OKTA is accessed via **CAC Only** and serves as a multi-factor authentication tool for apps such as Enterprise Canvas (one-stop-shop for SOS curriculum and assignments).
- Canvas access via (<https://af.okta.mil/>)
- **Until students are loaded into the course, you will not be able to log in**
 - **Student Loading usually occurs the Wednesday/Thursday before class start**

****There is no need to create an account if you have your CAC****

****You do not use your .edu Microsoft TEAMS account info for logging into OKTA!****

- Once logged into OKTA, you will see this:
- This is the only route to access Canvas





OKTA Access



- For any issues, first accomplish the directions in the “Opening the Web Application CANVAS_ACCESS_GUIDE 2”
- If issues persist:
 - If you are experiencing Canvas display issues on your personal device (i.e. images, banners, icons, etc. won't display), download DoD certs utilizing the AU instructions: <https://www.airuniversity.af.edu/GCPME/Certificates/>
 - For log-in issues, password reset, activation link expired, etc., contact
 - **A1 OKTA support** at 1-800-525-0102 (options: 6, 1, 2)
- There will be in-person help on Day 1
- **Alternate OKTA set-Up**
- Login to MyFSS
- Select Non-CAC login (first time registration)
- Follow instructions and use an email address you can access *today*
- Login via <https://access.afpc.af.mil/ims>



Setting up your Microsoft Teams Account for Air University





Before you Begin...




- Ensure you have received your username & password for MS Teams account in a separate email.
 - You may also reach out to your Flight Commander
- Air University A6 requires two-factor authentication (TFA) to sign into your account
 - SMS Text Messaging
 - Voice (Phone call)
 - Authenticator App (**Not recommended**)
- MS Teams used by Air University is on a **separate server** than your home unit Teams account.



Step 1



- Log out of your current .mil account MS teams account to log into MS teams used by Air University.
- Select **“Use another Account or sign up”**



Welcome to Microsoft Teams!

Chat and collaborate with coworkers using your work or school account.
[Switch Teams app to sign in using a Microsoft account](#)

[Use another account or sign up](#) | [Join a meeting with an ID](#)



Step 2



- Input the username received in a separate email
 - If you didn't receive an email, you may ask your Flight Commander or SOS Student Services.
- **The username ends in “@au.af.edu”**

Sign in to Microsoft Teams

Microsoft

Sign in

firstname.lastname@au.af.edu

Next

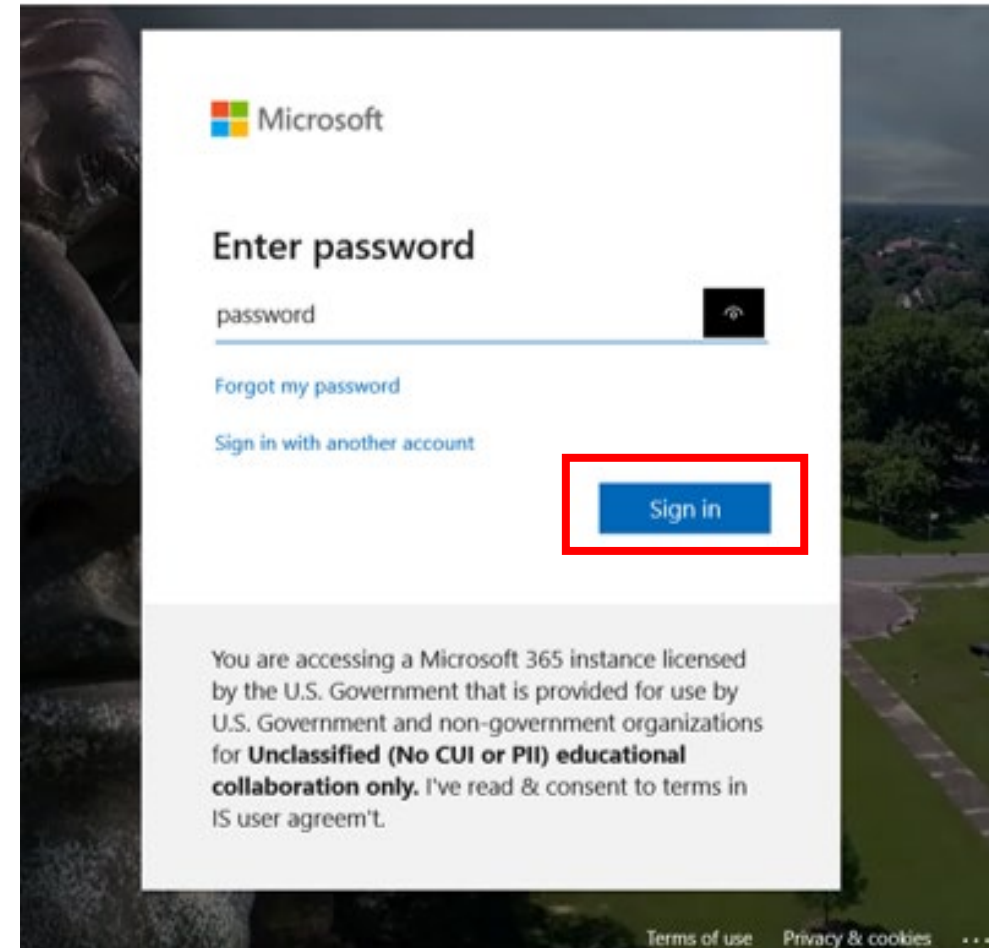
Privacy statement ©2023 Microsoft



Step 3



- Input your password you received in a separate email.
 - If you didn't receive an email, you may ask your Flight Commander or SOS Student Services.
- **CLICK “Sign In”**



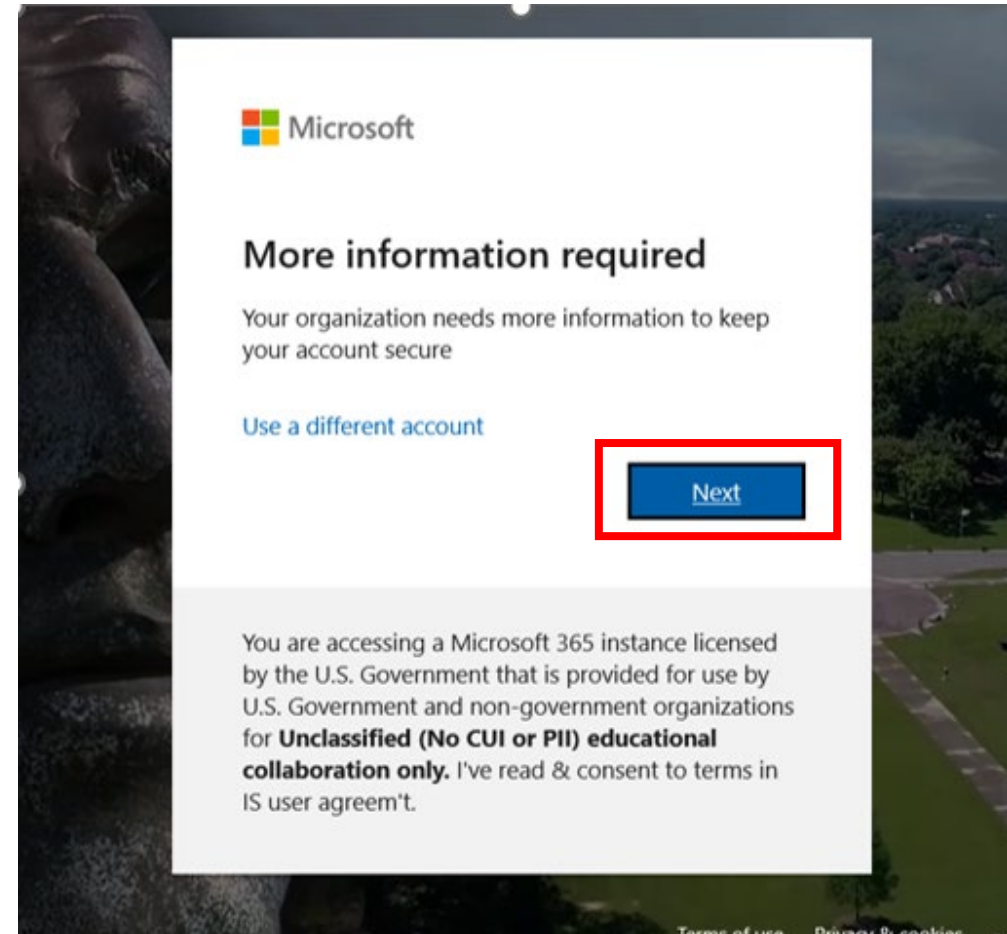
The screenshot shows the Microsoft 365 sign-in interface. At the top is the Microsoft logo. Below it is the heading "Enter password". A password input field contains the text "password" and has a toggle icon on the right. Below the input field are two links: "Forgot my password" and "Sign in with another account". The "Sign in" button is highlighted with a red rectangle. At the bottom of the sign-in area, there is a block of text: "You are accessing a Microsoft 365 instance licensed by the U.S. Government that is provided for use by U.S. Government and non-government organizations for **Unclassified (No CUI or PII) educational collaboration only**. I've read & consent to terms in IS user agreem't." At the very bottom of the page, there are links for "Terms of use" and "Privacy & cookies".



Step 4



- CLICK “Next”





Step 5



- CLICK “I want to set up a different Method”

****Note**** If you do not have a US phone number, and Microsoft does not work with your non-US phone number, you may download the “Microsoft Authenticator” Application and follow the instructions.

The Microsoft Authenticator *rarely works, so it is NOT recommended!*

Air University

Keep your account secure

Your organization requires you to set up the following methods of proving who you are.

Microsoft Authenticator

Start by getting the app

On your phone, install the Microsoft Authenticator app. [Download now](#)

After you install the Microsoft Authenticator app on your device, choose "Next".

[I want to use a different authenticator app](#)

Next

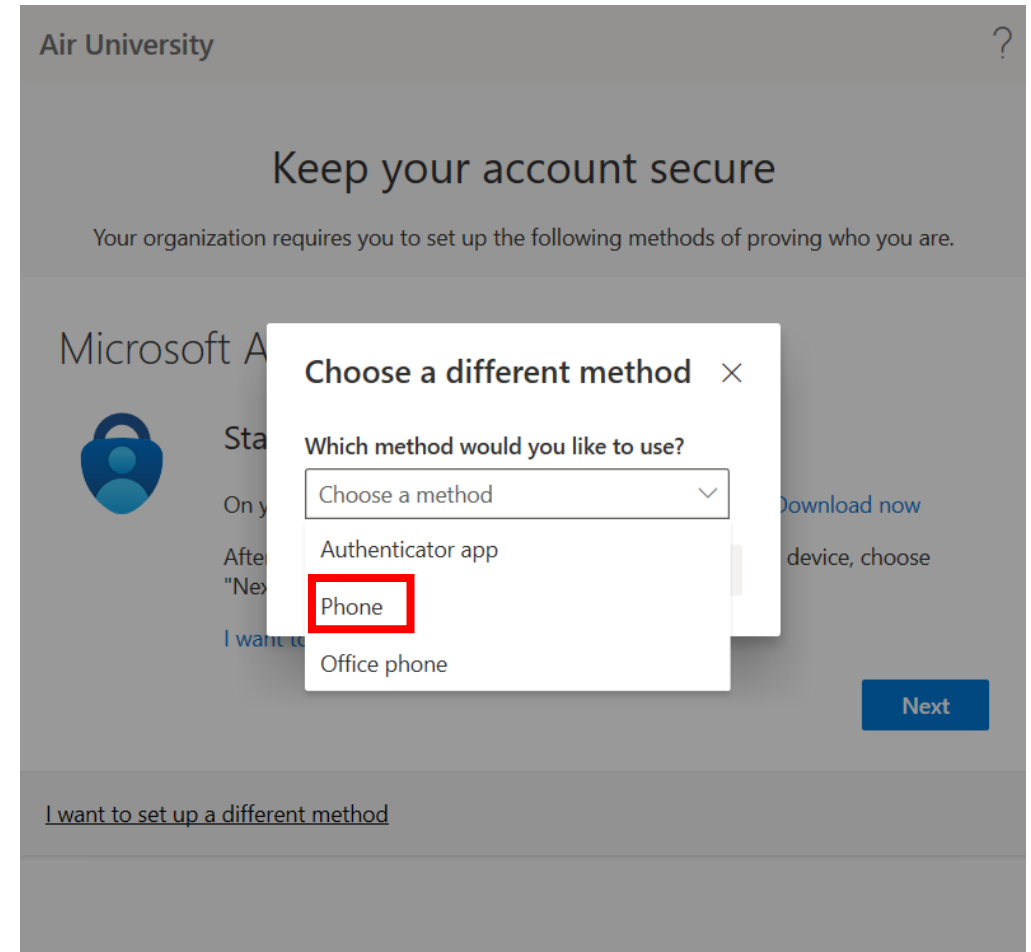
[I want to set up a different method](#)



Step 6



- Select **“Phone”** from the drop down menu





Step 7



- Input your cellphone number without any hyphens.
- Students stationed overseas may use other country numbers.
 - ****WARNING**** Text & data rates may apply
- If you plan on activating a US number during SOS, do so before continuing.

Air University ?

Keep your account secure

Your organization requires you to set up the following methods of proving who you are.

Phone

You can prove who you are by answering a call on your phone or texting a code to your phone.

What phone number would you like to use?

United States (+1) 123456790

☒ Text me a code
☐ Call me

Message and data rates may apply. Choosing Next means that you agree to the [Terms of service](#) and [Privacy and cookies statement](#).

Next

[I want to set up a different method](#)



Step 8



- After submitting the code you received in SMS or pushing “#” on the phone call, you will have successfully registered your device.
- Click “Next”

Air University

Keep your account secure

Your organization requires you to set up the following methods of proving who you are.

Phone

✓ SMS verified. Your phone was registered successfully.

Next



Step 9



- Input your original password you received and replace it with a new password.
- Click “Sign In”

****NOTE**** Once you change your password, you must coordinate with SOS A3/4 for any account issues.

Microsoft

Update your password

You need to update your password because this is the first time you are signing in, or because your password has expired.

.....

.....

.....

Sign in

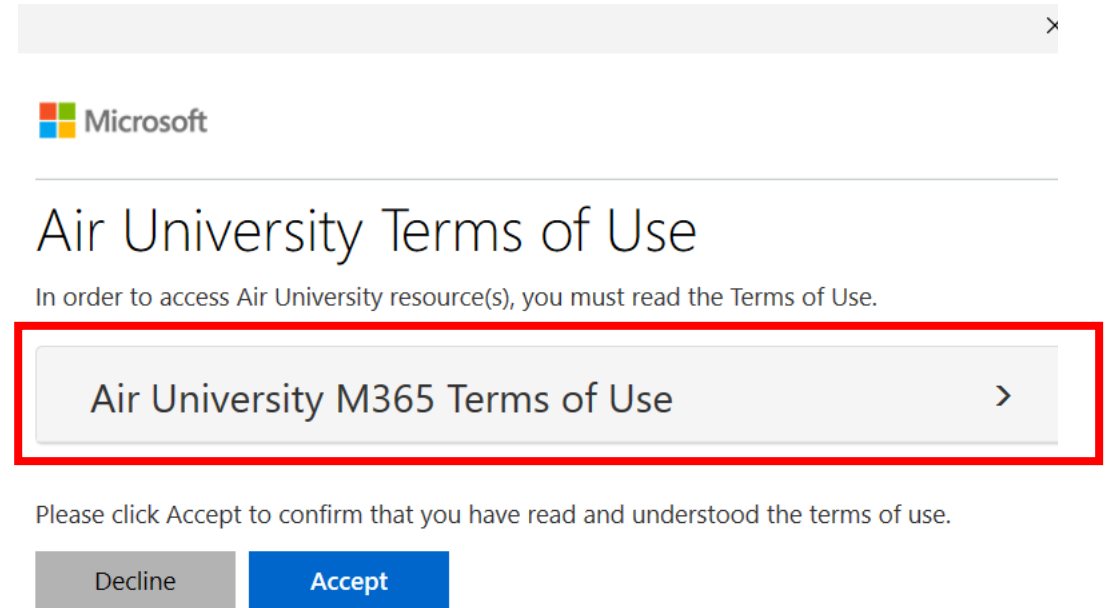
You are accessing a Microsoft 365 instance licensed by the U.S. Government that is provided for use by U.S. Government and non-government organizations for **Unclassified (No CUI or PII) educational collaboration only**. I've read & consent to terms in



Step 10



- Click “Air University M365 Terms of Use” to review the terms and condition.”
- You must scroll to the last page in the document
- Click “Accept”





Step 11



- Click “Ok”

Stay signed in to all your apps

Windows will remember your account and automatically sign you in to your apps and websites on this device. This will reduce the number of times you are asked to login.

No, sign in to this app only

OK



Success



- You may now log into your MS teams account for Air University.

You're all set!

We've added your account successfully. You now have access to your organization's apps and services.

Done



Troubleshooting for TEAMS Account Error: “Account Does Not Exist”



1. **Please** double check and make sure that your email address and password are entered correctly.
 - You must use the “.edu” email username and password that Air University supplies!
2. Ensure that you are logging in on the correct type of TEAMS application -- you should be logging in on the new/updated TEAMS version.
 - Classic TEAMS and New TEAMS are separate from each other, logging in on the incorrect app may cause for your account to be not recognized.
 - If all else fails, attempt to use the other TEAMS version
 - You can download the correct application from this link:
 - <https://www.microsoft.com/en-in/microsoft-teams/download-app?msockid=06bd62d3e25662e435a3765ee3da6312>
3. Try multiple browsers (Chrome, Edge, Firefox, etc.), though Google Chrome usually works best.
 - Clear the browser cache after each attempt to remove data history and cookies.
4. Attempt logging in via the TEAMS mobile app.



Troubleshooting for TEAMS Account Error: “Account Locked”



1. You have attempted to log-on too many times with either an incorrect username or password.
2. You must wait 15-20 minutes before trying again

BEFORE ATTEMPTING TO LOG IN AGAIN

- **Please** double check and make sure that your email address and password are entered correctly.
 - You must use the “.edu” email username and password that Air University supplies!
- Ensure that you are logging in on the correct type of TEAMS application -- you should be logging in on the new/updated TEAMS version.
 - Classic TEAMS and New TEAMS are separate from each other, logging in on the incorrect app may cause for your account to be not recognized.
 - If all else fails, attempt to use the other TEAMS version
 - You can download the correct application from this link:
 - <https://www.microsoft.com/en-in/microsoft-teams/download-app?msockid=06bd62d3e25662e435a3765ee3da6312>
- Try multiple browsers (Chrome, Edge, Firefox, etc.), though Google Chrome usually works best.
 - Clear the browser cache after each attempt to remove data history and cookies.
- Attempt logging in via the TEAMS mobile app.

3. If you still receive an “Account Locked” error, you must visit the SOS CSS personnel (Rm 2248) to reset your TEAMS account